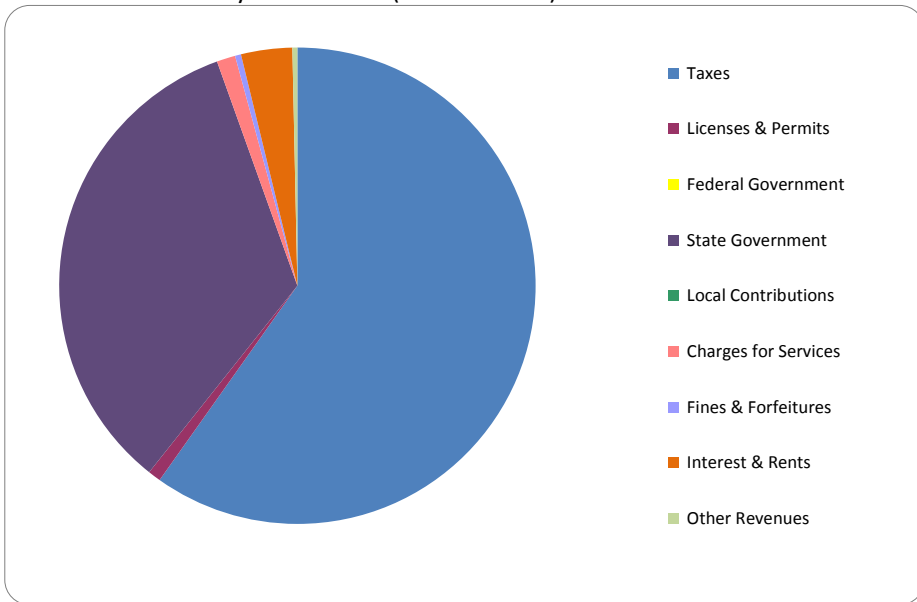


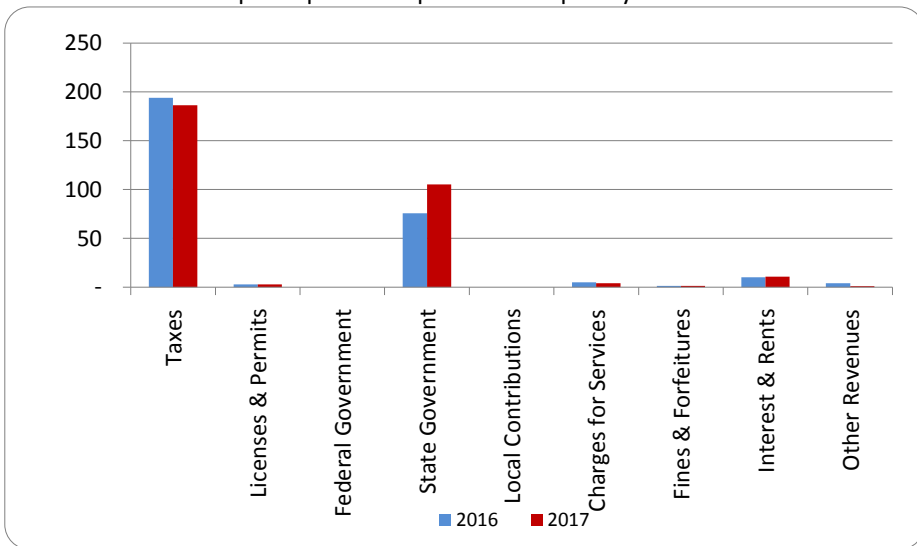
1. Where our money comes from (General Fund)



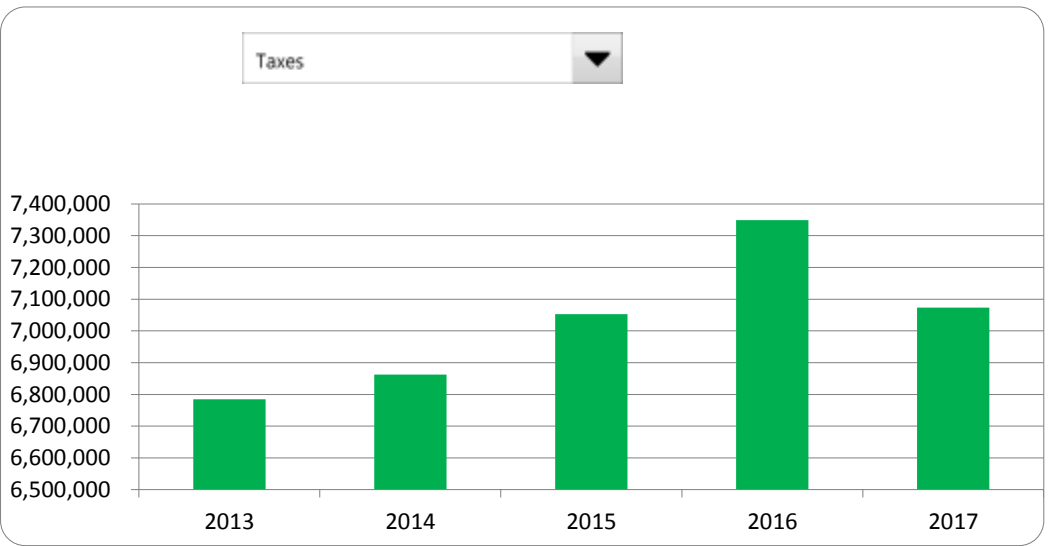
2. Compared to the prior year

	<u>2016</u>	<u>2017</u>	<u>% change</u>
Taxes	\$ 7,348,920	\$ 7,073,539	-3.75%
Licenses & Permits	105,710	103,043	-2.52%
Federal Government	-	-	N/A
State Government	2,871,023	4,000,668	39.35%
Local Contributions	-	-	N/A
Charges for Services	188,162	149,196	-20.71%
Fines & Forfeitures	47,134	48,101	2.05%
Interest & Rents	388,296	410,643	5.76%
Other Revenues	150,240	39,834	-73.49%
<b>Total Revenues</b>	<b>\$ 11,099,485</b>	<b>\$ 11,825,024</b>	<b>6.54%</b>

3. Revenue sources per capita - compared to the prior year



4. Historical trends of individual sources



Commentary:

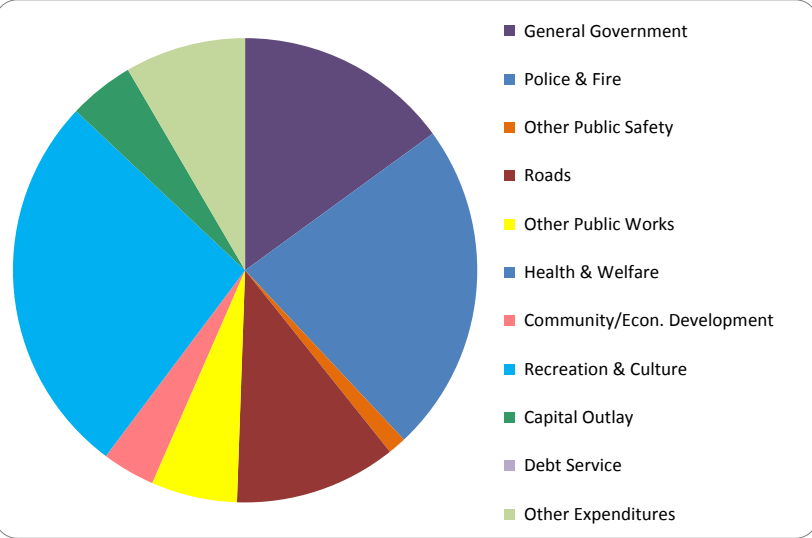
For more information on our unit's finances, contact Melissa Veldheer at 616-396-2345 ext. 1212.

**CITIZEN'S GUIDE TO LOCAL UNIT FINANCES - Holland Charter Township (70-1070)**

**EXPENDITURES**

**1. Where we spend our money (all governmental funds)**

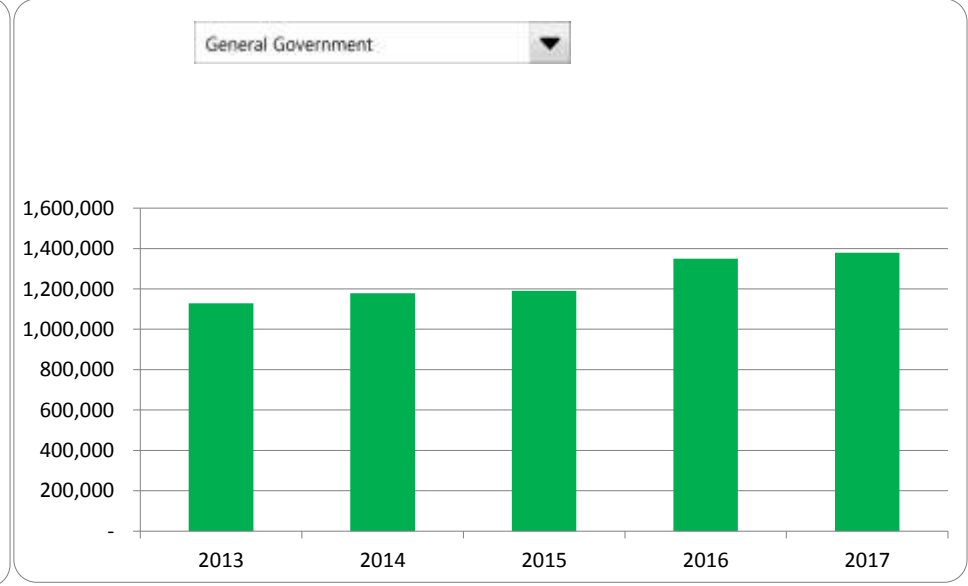
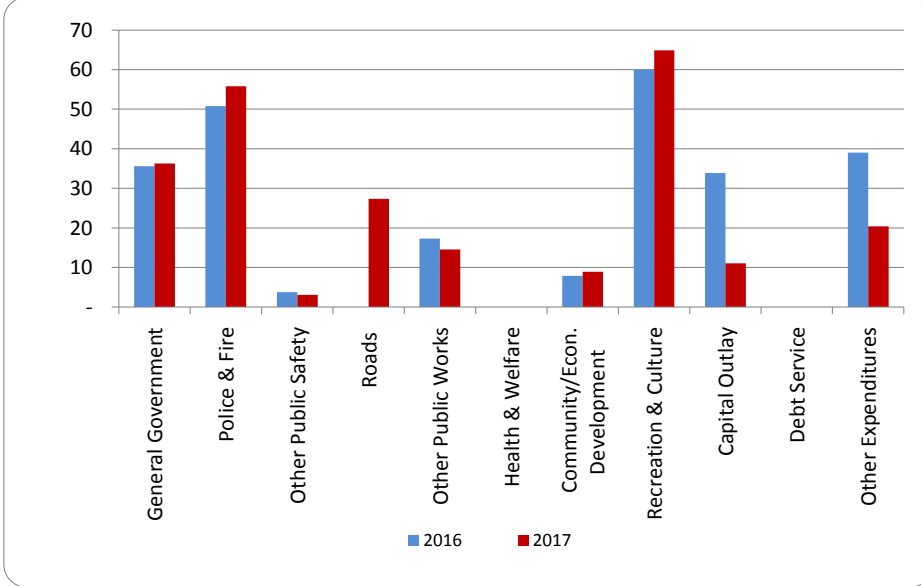
**2. Compared to the prior year**



	2016	2017	% change
General Government	\$ 1,349,331	\$ 1,378,666	2.17%
Police & Fire	1,924,991	2,118,682	10.06%
Other Public Safety	142,538	117,002	-17.92%
Roads	-	1,037,892	N/A
Other Public Works	654,456	551,881	-15.67%
Health & Welfare	-	-	N/A
Community/Econ. Development	299,152	338,613	13.19%
Recreation & Culture	2,272,402	2,464,928	8.47%
Capital Outlay	1,282,071	419,528	-67.28%
Debt Service	-	-	N/A
Other Expenditures	1,478,836	774,468	-47.63%
<b>Total Expenditures</b>	<b>\$ 9,403,777</b>	<b>\$ 9,201,660</b>	<b>-2.15%</b>

**3. Spending per capita - compared to the prior year**

**4. Historical trends of individual departments:**



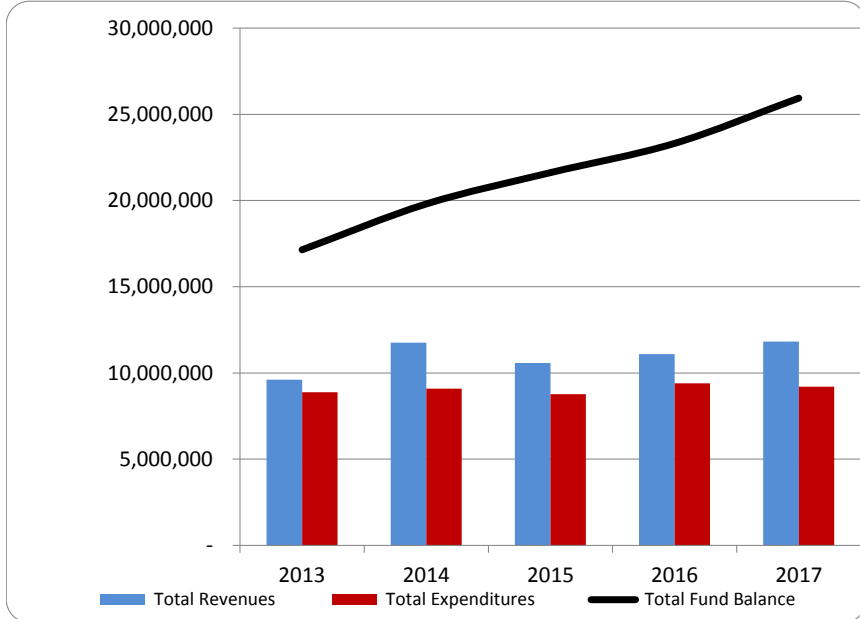
Commentary:

For more information on our unit's finances, contact Melissa Veldheer at 616-396-2345 ext. 1212.

**CITIZEN'S GUIDE TO LOCAL UNIT FINANCES - Holland Charter Township (70-1070)**

**FINANCIAL POSITION**

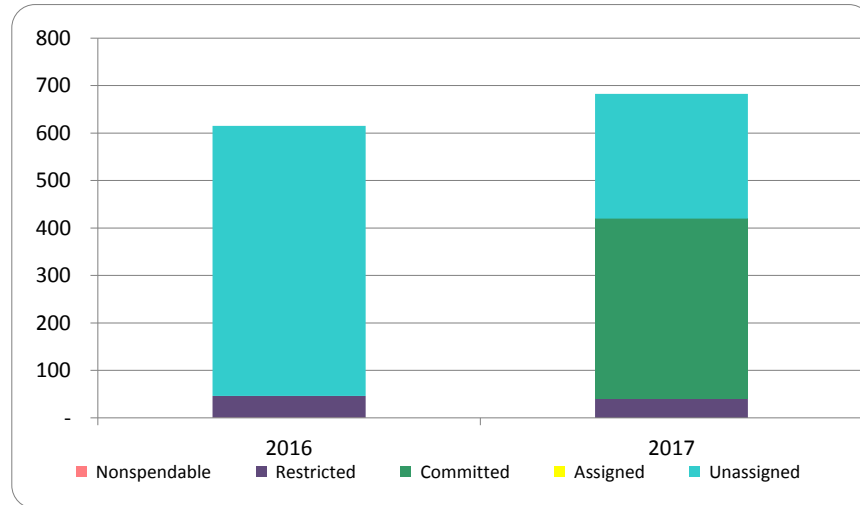
1. How have we managed our governmental fund resources (fund balance)?



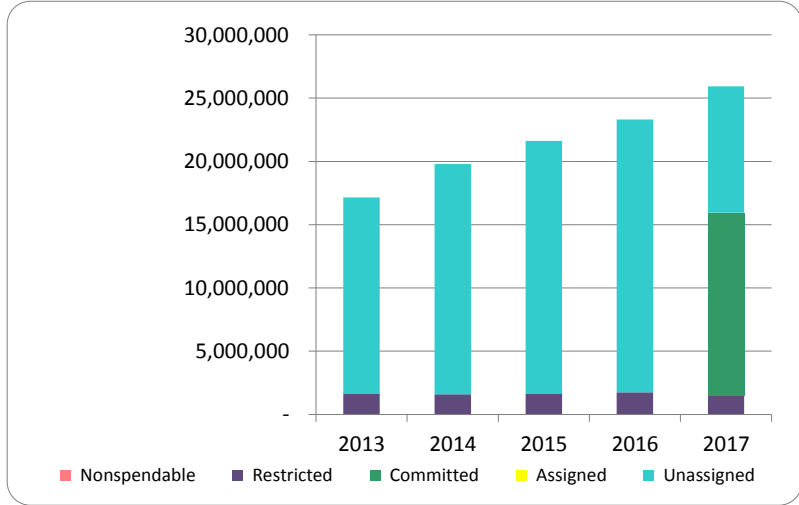
2. Compared to the prior year

	2016	2017	% change
Revenue	11,099,485	11,825,024	6.54%
Expenditures	9,403,777	9,201,660	-2.15%
Surplus (shortfall)	1,695,708	2,623,364	54.71%
Fund balance, by component:			
Nonspendable	5,499	2,229	-59.47%
Restricted	1,748,763	1,496,331	-14.43%
Committed	-	14,438,304	N/A
Assigned	-	-	N/A
Unassigned	21,558,102	9,998,867	-53.62%
total fund balance	23,312,364	25,935,731	11.25%

3. Fund balance per capita - compared to the prior year



4. Historical trends of individual components



Commentary:

For more information on our unit's finances, contact Melissa Veldheer at 616-396-2345 ext. 1212.

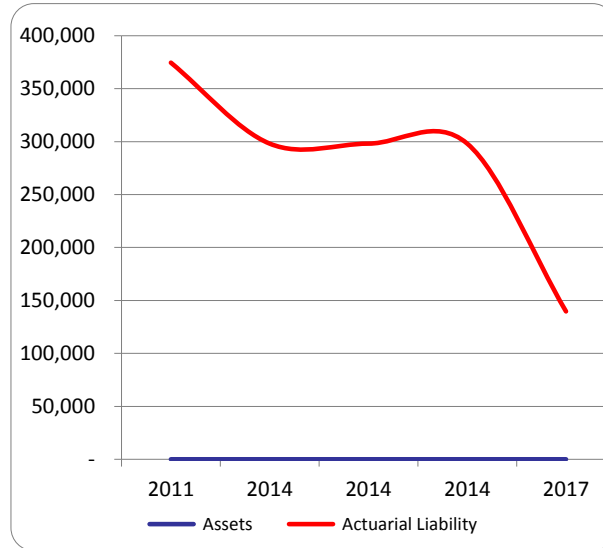
**CITIZEN'S GUIDE TO LOCAL UNIT FINANCES - Holland Charter Township (70-1070)**

**OTHER LONG TERM OBLIGATIONS**

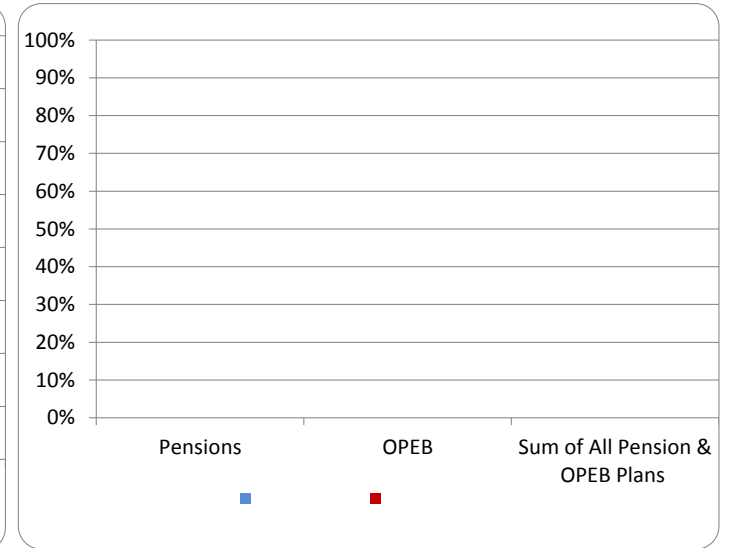
1. Pension funding status



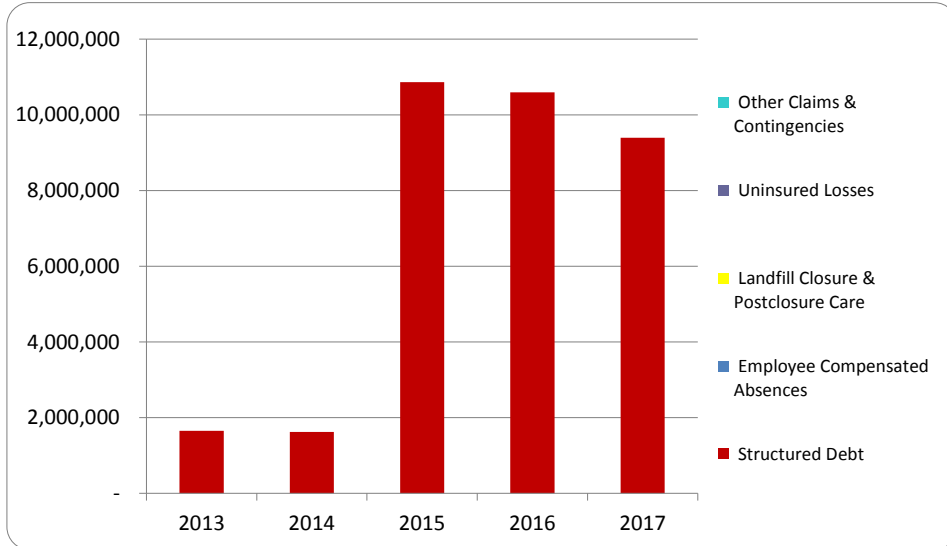
2. Retiree Health care funding status



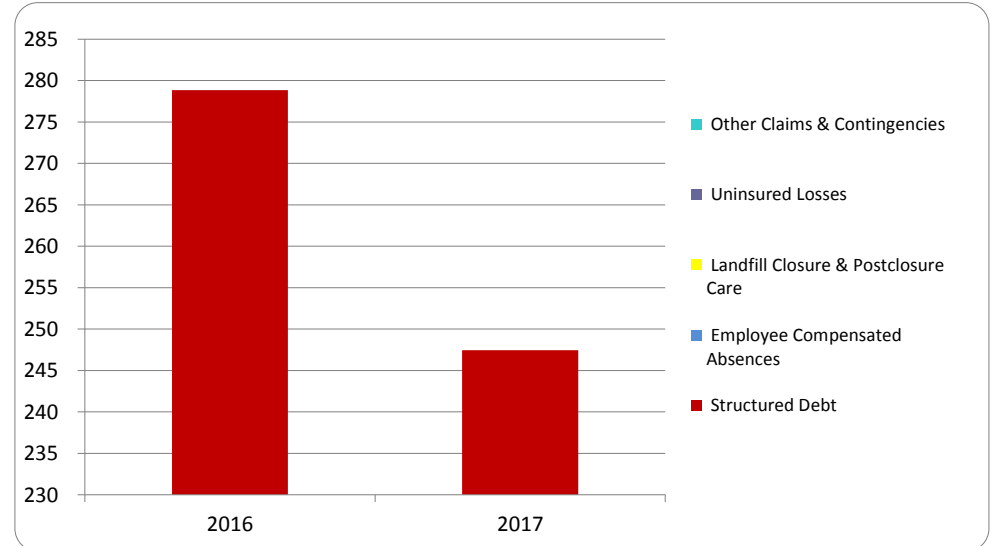
3. Percent funded - compared to the prior year



4. Long Term Debt obligations:



5. Debt & other long term obligations per capita - compared to the prior year



Commentary: HCT is only required to have an actuarial valuation for the OPEB every 3 years. Data for 2012 and 2013 was based on the actuarial valuation performed on 12/31/11. The next valuation was performed 12/31/14.