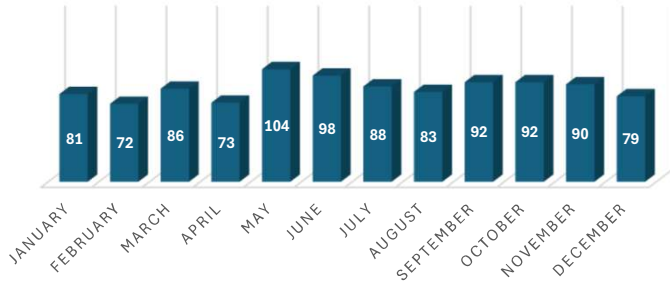
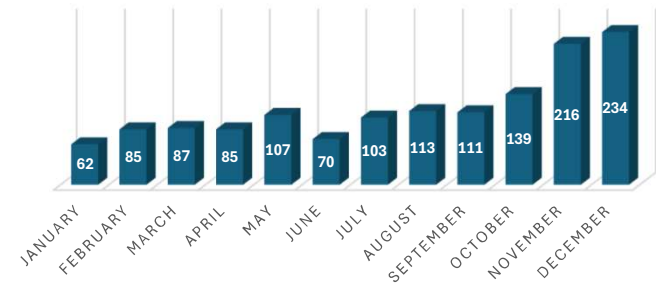


# Holland Charter Township Fire Department Call Information

## 2023 CALLS PER MONTH



## 2024 CALLS PER MONTH



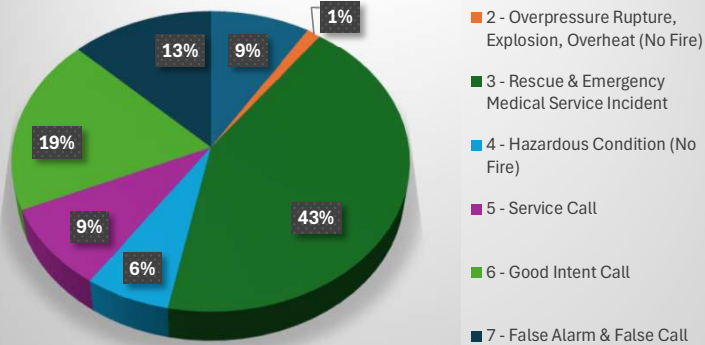
## 2023 (Total Calls 1038)

Month	Call Type	Calls	Percentage
December	1 - Fire	7	8.9%
December	2 - Overpressure Rupture, Explosion, Overheat (No Fire)	1	1.3%
December	3 - Rescue & Emergency Medical Service Incident	34	43.0%
December	4 - Hazardous Condition (No Fire)	5	6.3%
December	5 - Service Call	7	8.9%
December	6 - Good Intent Call	15	19.0%
December	7 - False Alarm & False Call	10	12.7%
Total Calls		79	

## 2024 (Total Calls 1412)

Month	Call Type	Calls	Percentage
December	1 - Fire	6	2.6%
December	2 - Overpressure Rupture, Explosion, Overheat (No Fire)		
December	3 - Rescue & Emergency Medical Service Incident	157	67.1%
December	4 - Hazardous Condition (No Fire)	9	3.8%
December	5 - Service Call	7	3.0%
December	6 - Good Intent Call	39	16.7%
December	7 - False Alarm & False Call	16	6.8%
Total Calls		234	

## December 2023



## December 2024

