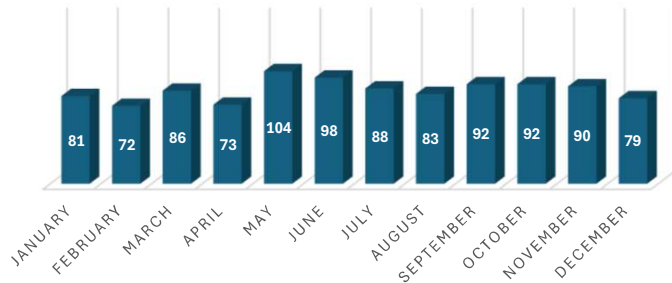
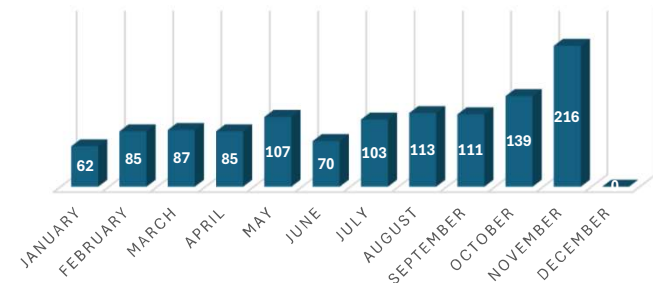


Holland Charter Township Fire Department Call Information

2023 CALLS PER MONTH



2024 CALLS PER MONTH



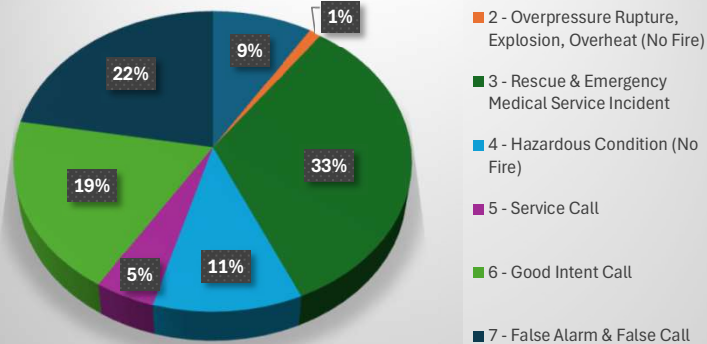
2023

Month	Call Type	Calls	Percentage
November	1 - Fire	8	8.89%
November	2 - Overpressure Rupture, Explosion, Overheat (No Fire)	1	1.11%
November	3 - Rescue & Emergency Medical Service Incident	30	33.33%
November	4 - Hazardous Condition (No Fire)	10	11.11%
November	5 - Service Call	4	4.44%
November	6 - Good Intent Call	17	18.89%
November	7 - False Alarm & False Call	20	22.22%
Total Calls		90	

2024

Month	Call Type	Calls	Percentage
November	1 - Fire	10	4.63%
November	2 - Overpressure Rupture, Explosion, Overheat (No Fire)		
November	3 - Rescue & Emergency Medical Service Incident	150	69.44%
November	4 - Hazardous Condition (No Fire)	2	0.93%
November	5 - Service Call	9	4.17%
November	6 - Good Intent Call	30	13.89%
November	7 - False Alarm & False Call	15	6.94%
Total Calls		216	

November 2023



November 2024

