



2023

Annual Report

Serving the Citizens of Ottawa County





Core Values

PROFESSIONALISM: We shall maintain a commitment to the highest standards of personal and organizational excellence.

RESPECT: Treat all people as you would want to be treated.

INTEGRITY: We are committed to the highest standards of honesty and ethical conduct which is the basis for community trust.

DEDICATION: To the citizens we serve and to one another.

EXCELLENCE: We are dedicated law enforcement professionals committed to the community, sensitive to the needs and wants of our citizens, holding ourselves accountable to the highest standards of excellence and achievement.

EQUALITY AND DIVERSITY: We will act with fairness, restraint and impartiality.

Our Vision

The Ottawa County Sheriff's Office envisions a safe, secure community where the rights, history and culture of each citizen is valued. We will achieve this vision by collaborating with our communities to identify and solve public safety problems and improve the quality of life in Ottawa County. We will be an organization in which each employee embraces integrity as the cornerstone upon which the public's trust is built. We will foster an environment of honesty, trust and mutual respect in which the Sheriff's Office and the community work together.

Our Mission

To provide professional, ethical law enforcement and correctional services, focusing on customer service. To support the Constitution of the United States and to enforce all laws to preserve public order, reduce fear and provide safe and secure environments in our communities.

The Ottawa County Sheriff's Office is committed to serving you.





Index and Non-Index Crime

Index Crimes		2023	2022	2021
Violent	Murder	4	1	1
	CSC	99	130	164
	Robbery	23	16	18
	Aggravated Assault	384	377	398

Property	Burglary	309	267	353
	Larceny	1,641	1,786	1,621
	Motor Vehicle Theft	183	154	174
	Arson	15	6	13
	Total Index Crime	2,658	2,737	2,742

Non-Index Crimes				
	Negligent Homicide	1	6	4
	Kidnapping	21	15	13
	Sex Offenses	355	441	413
	Assault	1,772	1,703	1,736
	Forgery & Counterfeiting	69	80	86
	Fraud	1,207	1,136	1,112
	Embezzlement	64	47	34
	Stolen Property Buy Sell	48	50	44
	Vandalism	829	745	905
	Drug/Narcotic Violation	284	286	342
	Family Offenses	511	382	366
	Weapons	216	251	271
	OWI	455	560	590
	Liquor Laws	158	158	195
	Disorderly Conduct	1,490	1,613	1,818
	All Other	6,630	6,427	6,389
	Total Non-Index Crime	14,110	13,900	14,318

Incidents and Case Comparison

3-year Summary by Location	2023		2022		2021	
	Incidents	Cases	Incidents	Cases	Incidents	Cases
Allendale	5,009	3,388	5,442	3,715	5,422	3,604
Blendon	1,197	659	1,187	620	1,052	557
Chester	389	229	443	235	409	191
Coopersville	2,088	1,628	2,022	1,584	2,181	1,646
Crockery	2,050	1,033	2,092	997	2,341	1,220
Ferrysburg	1,360	931	1,517	1,001	1,303	822
Georgetown	9,365	6,626	9,428	6,734	9,325	5,720
Grand Haven	4,499	2,668	4,814	2,818	4,643	2,748
Holland	17,177	12,331	16,949	11,848	16,560	11,116
Hudsonville	2,662	1,816	2,517	1,768	2,594	1,837
Jamestown	1,777	848	1,842	972	1,738	941
Olive	2,687	1,727	2,407	1,534	2,381	1,458
Park	3,332	2,385	3,288	2,392	3,336	2,313
Polkton	1,239	517	1,401	696	1,297	523
Port Sheldon	1,289	810	1,275	749	1,310	768
Robinson	1,349	815	1,408	725	1,414	759
Spring Lake Twp	3,425	2,137	3,379	2,092	3,190	1,978
Spring Lake Village	1,159	723	1,203	780	1,182	743
Tallmadge	2,410	1,324	2,479	1,426	2,325	1,309
Wright	1,294	580	1,321	608	1,290	572
Zeeland	3,051	1,529	3,217	1,615	2,875	1,495
Other	823	313	882	427	931	420
County-Wide	69,631	45,017	70,513	45,336	69,099	42,740





Arrest Data

3-year Arrest Summary by Location	2023			2022			2021		
	Adult	Juvenile	Total	Adult	Juvenile	Total	Adult	Juvenile	Total
Allendale	234	25	259	315	32	347	461	44	505
Blendon	43	4	47	53	4	57	51	1	52
Chester	16	0	16	9	1	10	13	0	13
Coopersville City	162	13	175	179	24	203	198	5	203
Crockery	163	2	165	116	3	119	214	1	215
Ferrysburg City	230	0	230	246	3	249	85	5	90
Georgetown	394	33	427	547	37	584	613	36	649
Grand Haven	144	14	158	369	49	418	170	32	202
Holland	1,305	113	1,418	1,468	128	1,596	1,530	97	1,627
Hudsonville City	209	9	218	173	11	184	175	18	193
Jamestown	48	7	55	54	19	73	72	2	74
Olive*	619	518	1137	640	424	1,064	472	355	827
Park	122	10	132	121	25	146	163	17	180
Polkton	111	0	111	194	4	198	111	1	112
Port Sheldon	46	5	51	61	8	69	48	6	54
Robinson	80	11	91	60	6	66	59	8	67
Spring Lake Twp	147	8	155	148	14	162	121	9	130
Spring Lake Village	66	1	67	89	5	94	79	4	83
Tallmadge	99	12	111	127	4	131	110	5	115
Wright	72	2	74	55	6	61	71	13	84
Zeeland	102	18	120	159	9	168	163	9	172
Other	161	10	171	161	10	171	166	10	176
Countywide**	4,531	811	5,342	5,344	826	6,170	5,145	678	5,823

*Olive Twp is influenced by Fillmore St Complex activity.

**Countywide Totals include Sheriff's Office arrests only.





Tickets Issued

Tickets Issued (Traffic, Marine, & Local Ordinance)	2023 Tickets	2022 Tickets	2021 Tickets
Allendale	1,029	1,262	1,252
Blendon	407	443	241
Chester	64	64	36
Coopersville City	430	514	387
Crockery	684	480	555
Ferrysburg	405	449	383
Georgetown	2,520	3,210	2,689
Grand Haven	1,642	2,985	3,338
Holland	3,441	3,485	3,426
Hudsonville City	511	758	589
Jamestown	226	277	269
Olive	450	340	380
Park	341	493	580
Polkton	409	540	401
Port Sheldon	183	160	105
Robinson	516	503	293
Spring Lake Twp	281	350	191
Spring Lake Village	278	399	435
Tallmadge	787	921	494
Wright	166	167	198
Zeeland	886	1,579	1,023
Other	166	201	142
Countywide*	15,822	19,580	17,407

Selected Division and Unit Data

Marine Unit	2023	2022	2021
Patrol Hours	3,096	1,493	3,915
Boat Accidents	1	9	12

Corrections Division	2023	2022	2021
Facility Admits	4,915	4,885	4,062
Facility Ave. Daily Pop.	278	257	237

Animal Control Unit	2023	2022	2021
Animal Pick-up	1,959	2,132	1,639

Traffic Services Unit	2023	2022	2021
Crashes Investigated	6,919	7,378	6,753
Property Damage Crashes	5,794	6,214	5,610
Personal Injury Crashes	1,106	1,144	1,118
Fatal Crashes	19	20	25
Persons Killed in Crashes	19	22	27
Crashes – Alcohol/Drug	279	309	351
Fatal – Alcohol/Drug	8	11	11
Total Traffic Contacts	26,996	31,704	23,534
Tickets Issued*	15,822	19,580	17,407

*includes traffic, marine, and local ordinance violations

*Countywide Totals include Sheriff's Office tickets only in all jurisdictions including those not shown.





Index and Non-Index Crime by Local Unit

	Allendale	Blendon	Chester	Coopersville	Crockery	Ferrysburg	Georgetown	Grand Haven	Holland	Hudsonville	Jamestown	Olive	Park	Polkton	Port Sheldon	Robinson	Spring Lake Twp	Spring LK Village	Tallmadge	Wright	Zeeland	Total OCSO	
Index Crimes																							*
Violent																							
Murder	0	0	0	0	1	0	1	0	2	0	0	0	0	0	0	0	0	0	0	0	0	0	4
CSC	12	1	0	5	1	1	11	4	30	0	3	3	11	0	1	2	1	0	8	2	3	99	
Robbery	3	0	0	1	0	0	0	1	14	1	1	2	0	0	0	0	0	0	0	0	0	23	
Aggravated Assault	27	2	1	10	7	3	35	28	148	8	8	25	21	4	4	6	16	2	12	4	12	384	
Property																							
Burglary	28	6	2	11	14	5	47	16	79	9	1	13	18	1	15	5	18	0	9	5	7	309	
Larceny	133	21	8	58	19	12	280	91	629	64	20	22	52	10	15	12	65	24	31	19	55	1,641	
Motor Vehicle Theft	19	2	0	8	6	2	33	6	56	3	2	6	4	1	6	2	7	1	12	3	3	183	
Arson	0	0	0	0	1	0	2	0	7	0	0	1	0	2	0	0	0	0	1	1	0	15	
Non-Index Crimes																							
Negligent Homicide	0	0	0	0	0	0	0	1	0	0	0	0	0	0	0	0	0	0	0	0	0	0	1
Kidnapping	4	0	0	0	0	0	4	0	8	0	0	1	1	0	0	0	1	0	0	0	2	21	
Sex Offenses	27	2	4	20	3	5	55	27	83	10	8	18	38	0	3	8	9	2	13	1	13	355	
Assault	155	32	7	73	26	23	209	111	509	63	25	131	96	17	29	33	80	18	54	16	62	1,772	
Forgery & Counterfeiting	3	1	0	5	0	0	7	3	23	6	3	3	2	0	3	0	1	1	2	1	5	69	
Fraud	89	18	5	29	26	19	245	91	232	41	33	43	86	6	28	22	76	23	22	12	57	1,207	
Embezzlement	0	1	0	0	2	2	5	13	23	1	0	3	5	0	0	1	0	1	3	1	3	64	
Stolen Property Buy Sell	4	0	0	4	4	0	5	5	9	5	2	0	1	0	0	0	1	0	0	2	6	48	
Vandalism	66	16	10	41	15	16	118	47	201	32	25	22	41	7	15	24	41	13	33	13	32	829	
Drug/Narcotic Violation	23	1	2	14	14	14	17	4	85	13	2	22	9	10	5	3	13	7	11	3	8	284	
Family Offenses	23	8	3	25	6	4	63	19	117	15	4	90	16	2	11	9	16	0	19	9	23	511	
Weapons	16	4	3	6	9	2	20	11	72	4	3	9	13	2	1	5	9	2	6	8	9	216	
OWI	36	15	4	16	20	12	67	20	92	13	8	19	20	10	4	17	18	11	14	18	19	455	
Liquor Laws	27	5	2	4	2	6	13	6	48	5	3	3	7	5	2	4	1	1	5	4	2	158	
Disorderly Conduct	178	16	7	55	23	19	131	94	527	42	22	25	58	8	21	27	99	31	52	12	40	1,490	
All Other	426	119	38	231	190	121	833	342	1,800	236	130	490	350	87	140	141	308	88	195	84	247	6,630	

Total only includes cases handled by the Sheriff's Office and includes jurisdictions not shown here.

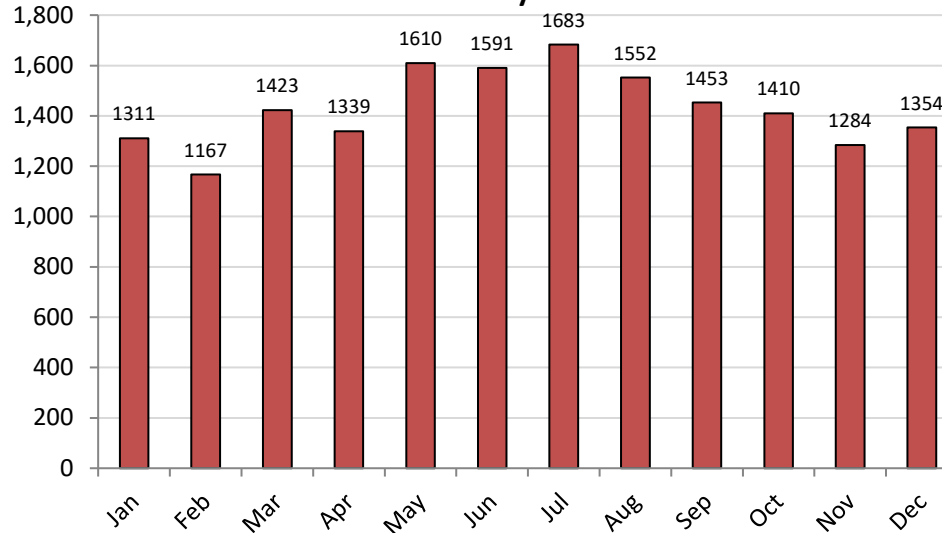




Holland		
Index Crimes		
Violent	Murder	2
	CSC	30
	Robbery	14
	Aggravated Assault	148
	Violent Total	194
Property	Burglary	79
	Larceny	629
	Motor Vehicle Theft	56
	Arson	7
	Property Total	771

Holland Township

Incidents by Month



Traffic Crash Dashboard Data	2023		
	Fatal	Injury	Total
Holland	3	237	1,496
Countywide	19	1,106	6,919

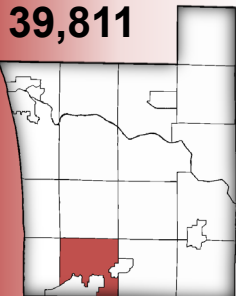
Incidents by Location	2023 Incidents	2022 Incidents	2021 Incidents
Holland	17,177	16,949	16,560
Countywide	69,631	70,513	69,099

Holland Arrests	
(includes Custody and Summons/Citation)	
Adult	1,305
Juvenile	113
Total	1,418

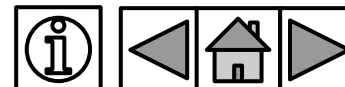
Tickets Issued (Traffic, Marine, & Local Ordinance)	2023 Tickets	2022 Tickets	2021 Tickets
Holland	3,441	3,485	3,426
Countywide	15,822	19,580	17,407

Pop. Est. (2022)

39,811



- Allendale Township
- Blendon Township
- Chester Township
- Coopersville City
- Crockery Township
- Ferrysburg City
- Georgetown Township
- Grand Haven Township
- Holland Township**
- Hudsonville City
- Jamestown Township
- Olive Township
- Park Township
- Polkton Township
- Port Sheldon Township
- Robinson Township
- Spring Lake Township
- Spring Lake Village
- Tallmadge Township
- Wright Township
- Zeeland Township





Opening Letter		Summary		Organization		Call History-Countywide			
Call History-Local Units		Index/Non-Index Crimes		Divisions and Units		Recognition		Help	
Incident Type		#	Incident Type		#	Incident Type		#	
911 Hang Up	137	Harassment	2	Robbery	7				
Abandon Vehicle	267	Hit and Run w/Injuries	4	Runaway Juvenile	80				
Abduction/Kidnapping	0	Hit and Run w/o Injuries	315	Sex Offender Registry	21				
Active Assailant (Shooter)	0	Hold Up/Panic Alarm	65	Shoplifting	8				
Animal Complaint	475	Intoxicated Person	37	Shot Person	3				
Arson Investigation/Assistance	1	Larceny	309	Stabbed Person	2				
Assault w/Injury	12	Liquor Law Violations	11	Stalking	18				
Assault/Battery	105	Littering	8	Stolen Vehicle	61				
Assist General Public	406	Lockout	14	Suicide	211				
Assist Other Agency	94	Lost/Found Child	31	Suspicious Person/Vehicle	1,115				
Boat Accident	0	Lost/Found Property	169	Traffic Complaint/Problems	1,294				
Boat Accident w/Injuries	0	Loud Music	153	Traffic Stop	67				
Boat Complaint	1	Loud Party	66	Trespass	170				
Boat Fire	0	Malicious Destruction of Prop	165	Unknown Crash	68				
Bomb Threat	0	Medical Call	1,667	Vehicle Inspection	50				
Breaking and Entering	90	Mental Walkaway	130	Vicious Animal	16				
Burglary Alarm	571	Miscellaneous Criminal	640	Warrant	431				
Burning Complaint Unauthorized	49	Missing Person	39	Water Rescue	0				
Check Well Being	740	Motorist Assist	355	Weapons/Shooting Complaint	69				
Child Abuse	96	Narcotics	126	Grand Total	17,177				
Civil Matters Non-Criminal	412	Obstruct Justice	29						
Communications Complaint	289	Open Door/Window	3						
Criminal Sexual Conduct	131	Operating While Intoxicated	88						
Disorderly/Disturbance	629	Ordinance/Code Enforcement	10						
DNR Violation	2	Parking Violation/Complaint	89						
Domestic Violence	1,125	Peace Officer	273						
Drowning	2	Personal Injury Crash	126						
Failed to Pay	12	Personal Protection Order	0						
Fight	58	Probation Violation	15						
Fireworks	30	Property Checks	3						
Follow Up	885	Property Damage Crash	1,255						
Fraud	283	Retail Fraud/Shoplifting	338						

Allendale Township
Blendon Township
Chester Township
Coopersville City
Crockery Township
Ferrysburg City
Georgetown Township
Grand Haven Township
Holland Township
Hudsonville City
Jamestown Township
Olive Township
Park Township
Polkton Township
Port Sheldon Township
Robinson Township
Spring Lake Township
Spring Lake Village
Tallmadge Township
Wright Township
Zeeland Township

