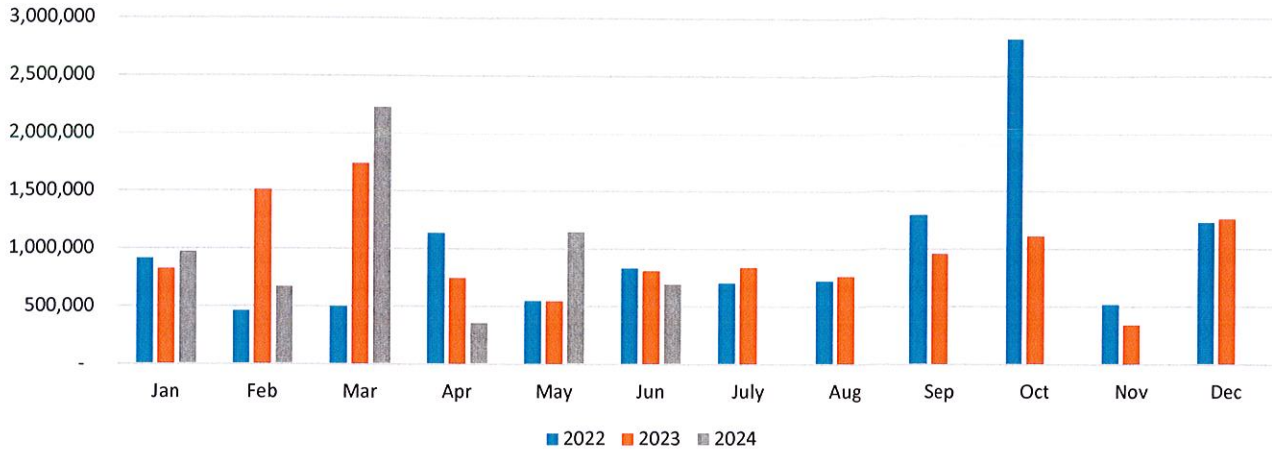


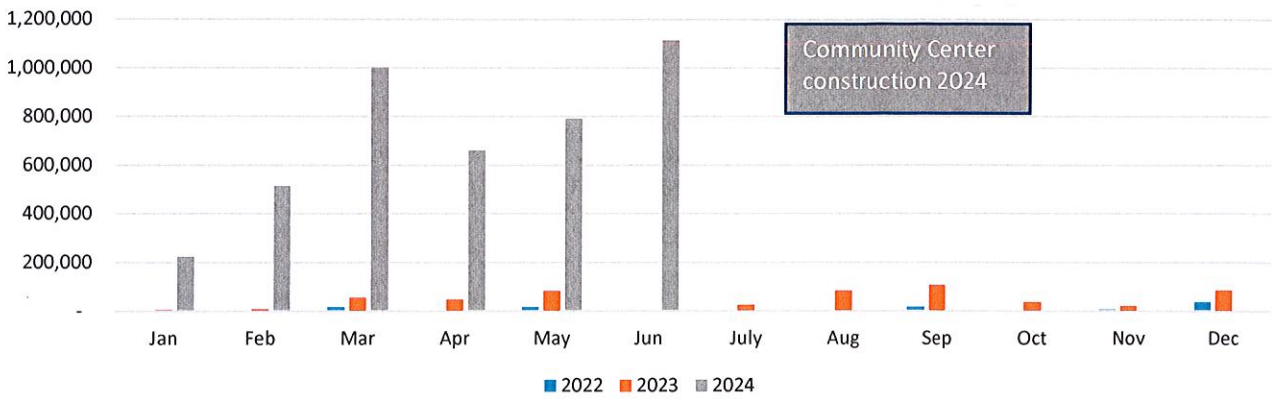
**Holland Charter Township
Check Disbursement Report
June 2024**

Fund No.	Fund Description	Accounts Payable Checks	All Funds ACH	Payroll Checks	Total	----- Yearly Comparisons -----	
						FY2024 YTD Total	FY2023 YTD Total
101	General	\$ 463,142.46	\$ 40,462.66	\$ 187,865.07	\$ 691,470.19	\$ 6,052,435	\$ 6,167,498
211	Recreation	19,773.57	-	31,181.32	50,954.89		
213	Community Center	60,412.25	689.51	-	61,101.76		
249	Building Department	10,948.25	67.00	36,218.79	47,234.04		
405	Building & Site Capital Project	1,113,288.02	-	-	1,113,288.02	4,300,412	199,078
434	Helder Park Capital Project	2,645.00	-	-	2,645.00		
436	Hawthorn Pond	41,692.80	-	-	41,692.80		
529	Water/Sewer Construction	4,357.00	-	-	4,357.00	73,259	341,217
590	Sewer Operating	357,491.88	8,839.48	56,536.08	422,867.44	3,345,769	4,031,441
591	Water Operating	522,162.56	8,214.64	87,407.35	617,784.55	2,723,413	3,331,312
635	OPEB Benefits	-	-	239.28	239.28		
		<u>\$ 2,595,913.79</u>	<u>\$ 58,273.29</u>	<u>\$ 399,447.89</u>	<u>\$ 3,053,634.97</u>		

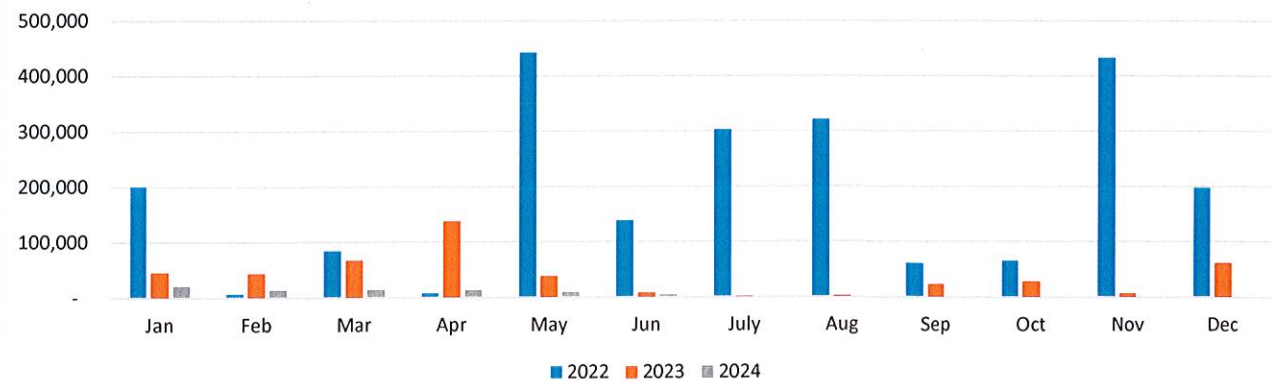
General Fund



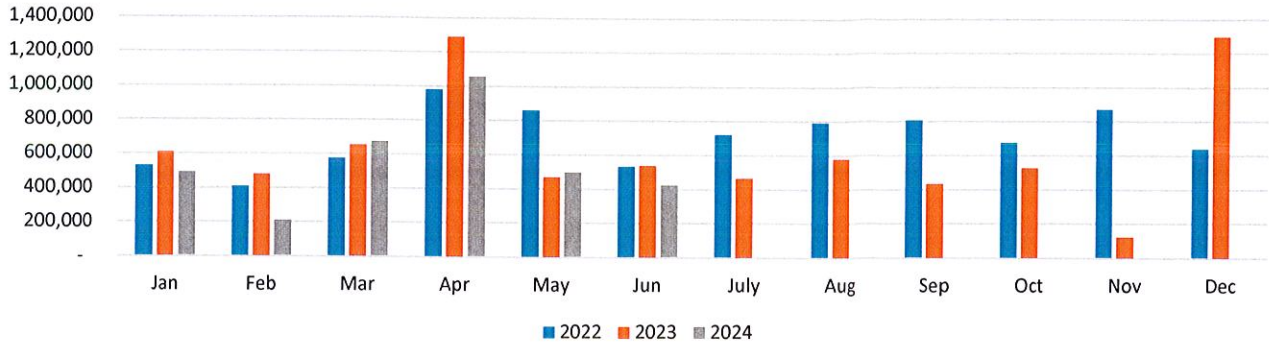
Building & Site Capital



W/S Construction & Debt



Sewer Operating



Water Operating

